



Measures of Academic Progress

The MAP Learning Continuum

Empowering teachers to
create student-specific
learning ladders

SEPTEMBER 2015

The fast, flexible way for MAP users to create customized learning paths for individual students and small groups

Measures of Academic Progress® (MAP®) and MAP for Primary Grades (MPG) interim assessments include our proprietary interactive tool for teachers, the Learning Continuum. Teachers can use the Learning Continuum's information to streamline instructional planning, differentiate instruction for both individual students and skill-based activity groups, and better engage students in their learning. It's a powerful shortcut to understanding which skills students are ready to learn.


Discover a data-informed continuum of learning that's based on difficulty, not scope and sequence

The Learning Continuum lets teachers see what students performing at a given RIT level on MAP assessments are typically ready to learn. From there, they can use the learning statements within the continuum to drive instruction.

3 THINGS TO KNOW ABOUT THE LEARNING CONTINUUM

1. Learning statements provide you with an instructional starting point by describing the skills and concepts that are most ready to be introduced, developed, or reinforced along a continuum of learning
2. Test and Class Views supply global and student-specific information for tailoring instruction
3. MAP RIT scores get connected to skills and concepts students are ready to learn, helping you identify learning goals and targets so you can both share them with your students and parents plus create more personalized lesson plans

It's easy to sort and display learning statements to suit your instructional needs. Filter by "Group by Standard," "Group by Topic," or "No Grouping."



A look inside the Learning Continuum


EXPLORE YOUR DATA-INFORMED TOOL FOR TAILORING INSTRUCTION

The Learning Continuum's learning statements help bring students' RIT scores to life for educators, students, and parents. Derived from MAP data, the statements give teachers information about each student's zone of proximal development—what they know and what they are ready to learn. Whether your students are performing at, above, or below grade level, you'll find what you need to guide instruction.

“With many assessments we have a score, and then we make some assumptions about what we need to do. But MAP Learning Continuum statements translate MAP data into the content or curriculum piece. A tool that says, ‘A MAP RIT score of 193 represents this particular level of skill and performance, and to get to this level you need to move to this additional skill,’ is very useful for teachers.”

— John Wilson, Research, Evaluation, and Assessment Director,
Tempe Elementary School District, Arizona

The Learning Continuum helps teachers pinpoint where individual students are ready to advance—and where they need help. Match suggested areas of instructional focus to your district's curriculum to maximize your support of students who perform at, above, and below grade level.



Class View: Students organized into skill-based activity groups

The Class View groups students by RIT score bands to clearly show where students are and what they're ready to learn. By seeing the skills and concepts students need to develop in each goal and sub-goal area, you can inform your decisions for grouping, differentiating instruction, and targeted interventions.

CLASS VIEW BY TOPIC

This view provides a way for you to see the specific skills and concepts students within a given RIT score range are ready to learn.



Please note: Image has been modified to demonstrate functionality. Actual screens slightly different.

“The Learning Continuum is one of the greatest benefits of MAP since it connects a RIT score to what a student's ready to learn. It helps us realize ‘Oh, wait, this group really needs some more support in this area, but these students need work in another area.’ We can make instructional decisions knowing the full range for our classroom.”

— Linda Foote, Instructional Technology Specialist, Poway Unified School District, California

Because each state and district's MAP tests differ, the Learning Continuum offers a variety of ways to sort student test data. When in Class View, some MAP users may see an option to group by standard. This provides a way to see students' progress on rigorous new state standards.

CLASS VIEW BY STANDARD

If appropriate for your state/district test version, this view provides a way to see students' progress on rigorous new state standards.



Please note: Image has been modified to demonstrate functionality. Actual screens slightly different.

Announcing Skills Navigator, our award-winning progress monitoring and skills mastery tool!

Designed for grades K – 8, Skills Navigator® helps you easily accomplish four key tasks: identify the skills students are ready to learn, check evidence of skill mastery, monitor student progress toward mastery, and provide instructional resources to meet students' specific needs—on, above, or below grade level. After earning “Best of Show” at the 2015 ISTE conference, our cool new tool is hitting classrooms across the globe.

Discover more at NWEA.org/SkillsNavigator

Test View: Learning statements organized along a continuum

The Learning Continuum organizes each test's learning statements by RIT band into three columns: Introduce, Develop, and Reinforce.

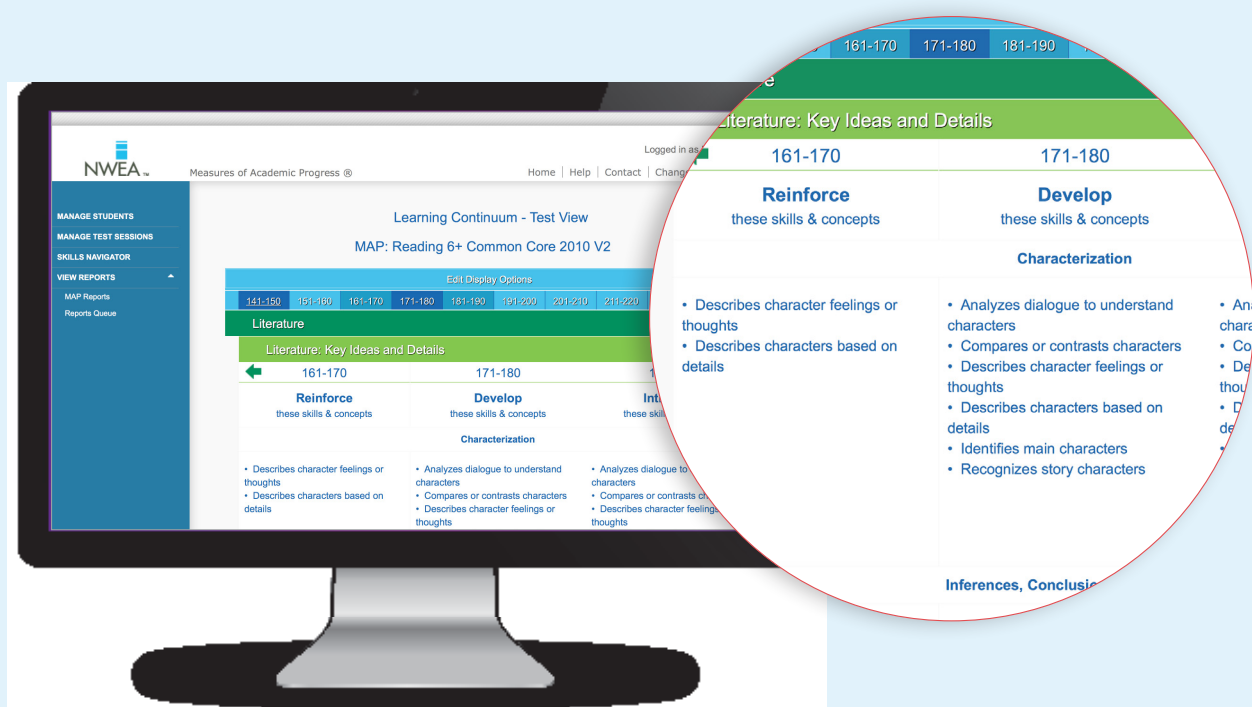
Introduce: The skills and concepts students may be able to learn with additional scaffolding or pre-teaching

Develop: The closest skills and concepts students in a given RIT range are ready to learn today (their zone of proximal development, or ZPD)

Reinforce: Skills and concepts where students show more independence, though they may need reinforcement to build consistent proficiency and confidence

TEST VIEW

This view provides easy navigation through the learning statements. You'll see skills and concepts to reinforce, develop, and introduce with students based on their RIT score for each goal and sub-goal.



Please note: Image has been modified to demonstrate functionality. Actual screens slightly different.

Learn more by visiting [NWEA.org/assessments/map/learning-continuum/](https://nwea.org/assessments/map/learning-continuum/) today.

How the Learning Continuum aids decision making inside and outside the classroom



EMPOWERS
TEACHERS TO MAXIMIZE EVERY
STUDENT'S ACADEMIC GROWTH

Helps guide instruction for students at all levels, including Gifted and Talented, Title I, and English Language Learners (ELL)



SUPPORTS
PERSONALIZED
LEARNING PATHS

Enables teachers to easily scaffold instruction for all students



INFORMS
INSTRUCTIONAL TIME
AND FLEXIBLE GROUPING

Makes it simpler for teachers to support students struggling with grade level content; permits challenging high-performing students with new and more complex material



AIDS
CURRICULUM PLANNING

Serves as a resource when developing curriculum, refining pacing, or revising programs



OFFERS
INSIGHTS RELEVANT TO
SCHOOL IMPROVEMENT
PLANNING

Informs placement, grade level planning, content area planning, and staffing priorities



PROVIDES
DISCUSSION POINTS
FOR PARENT-TEACHER
CONFERENCES

Connects a student's MAP test scores to concrete skills and concepts, making it easier for parents to reinforce goals

Get to know: NWEA professional development

You can work with NWEA professional development specialists to give your teachers hands-on help using the Learning Continuum in lesson planning. Our Informing Instruction workshop provides an effective way to ensure teachers understand how to differentiate through flexible grouping and building scaffolded instructional plans.

Maximize student growth by helping your teachers focus on student goal setting!

Learn more at [NWEA.org/professional-development/map-foundation-series/](https://nwea.org/professional-development/map-foundation-series/)



Visit [NWEA.org](https://nwea.org) or call 866-654-3246 to find out how NWEA can partner with you to help all kids learn.

Founded by educators nearly 40 years ago, Northwest Evaluation Association (NWEA) is a global not-for-profit educational services organization known for our flagship interim assessment, Measures of Academic Progress (MAP). More than 7,600 partners in U.S. schools, school districts, education agencies, and international schools trust us to offer pre-kindergarten through grade 12 assessments that accurately measure student growth and learning needs, professional development that fosters educators' abilities to accelerate student learning, and research that supports assessment validity and informed policy. To better inform instruction and maximize every learner's academic growth, educators currently use NWEA assessments with nearly 8 million students.

© 2015 Northwest Evaluation Association | 121 NW Everett St. Portland, OR 97209 | [NWEA.org](https://nwea.org)

MAP, Measures of Academic Progress, Skills Navigator, and Partnering to Help All Kids Learn are registered trademarks and NWEA is a trademark of Northwest Evaluation Association in the U.S. and other countries. The names of other companies and their products mentioned in this brochure are the trademarks of their respective owners.